

VISTA FIRE PROTECTION DISTRICT AGENDA

Wednesday, September 9, 2020 6:00 P.M.

The regularly scheduled monthly meeting of the Board of Directors of the Vista Fire Protection District will be held virtually and may be joined by logging onto the to following platform:

<https://us02web.zoom.us/j/85158268976?pwd=T2VZUmkwOEtpakRYbnEwYVYraEt2UT09>

Meeting ID: 851 5826 8976

Passcode: 449459

The platform will be hosted and may be joined 10 minutes prior to the scheduled start time to give participants time to test equipment and resolve technical issues.

In order to improve the virtual meeting experience, all participants will remain muted until recognized. When possible, participants are requested to keep video on and ensure they are well lighted. Those wishing to address the Board may do so under Agenda item III by using the "Chat" feature to inform the Chairman.

You may also choose to call in by dialing **(301) 715-8592** and using the meeting identification number: **851 5826 8976**

I. ROLL CALL AND PLEDGE OF ALLEGIANCE

II. APPROVAL OF THIS MEETING'S AGENDA

III. OPEN DISCUSSION WITH THE BOARD

The Board invites District Residents and others in attendance to address the Board on any matter of public concern related to the District's business.

IV. APPROVAL OF THE MINUTES

The Board will review for approval the draft minutes of the District's regularly scheduled meeting held on July 8, 2020.

V. OFFICERS' REPORTS

A. Accounts Payable. The Secretary of the Board and the treasurer will present for approval the District's Accounts Payable for the month of August 2020, and ratification of payments made in July 2020..

B. Portfolio Summary/District Investments. The Board will review the Treasurer's Report on the District Investments as of August 2020.

- C. Appointment of Auditor for 2020-21 Audit. Director Elliot will present candidates for conducting the District's 2020-21 Audit, for the Directors' selection and appointment.

VI. COMMITTEE REPORTS

None

VII. SPECIAL MATTERS DESIGNATED FOR CONSIDERATION

None

VIII. CONTINUING BUSINESS

- A. Emergency Access Roads. Director Hill will provide an update on the status of the Emergency Access Roads.
- B. District Fire Inspector's Report. Fire Inspector Jeremy Nichols will provide results of activities in July and August including weed abatement inspections of access roads, and District website requests, in addition to proposed activities for September.
- C. Fire Marshalls Report. Deputy Fire Chief Craig Usher will present for the Board's review a list of pending and approved projects for properties located within the District, as well as progress on replacement of faded signage.
- D. Fire Department Performance Report. Fire Chief Ned Vander Pol will report on performance by the City of Vista's Fire Department during June and July 2020.
- E. Fire Chief's Update. Fire Chief Ned Vander Pol will report on other matters of interest to the Department and the District.

IX. NEW BUSINESS

- A. District Insurance. Counsel, Fred Pfister will report on the District's application to replace the District's existing policies with coverage provided by the Special District Risk Management Agency, including suggestions for implementing actions.

X. DIRECTORS' ANNOUNCEMENTS & WRITTEN COMMUNICATIONS

Director Hill will give an update on recent Budget Hearing meeting with San Diego County Board of Supervisors regarding the Buena Creek/Robelini/South Santa Fe intersection project.

Directors are invited to make announcements and share written communications.

XI. MOTION FOR ADJOURNMENT

Copy of the Agenda and the Board Package of Meeting Materials Are Available at the Office of the Clerk of the Board

955 Vale Terrace Drive, Ste. A, Vista, CA 92084

760-758-3815 www.vistafireprotectiondistrict.com



Vista Fire Protection District

Prepared by: Jeremy Nichols, Fire Inspector / Fire Investigator

Approved by: Ned Vander Pol, Fire Chief *NVP*

Meeting date: N/A

Agenda location: Continuing Business

District enhanced activities for July 2020

- Evaluated all emergency roads on 7/20/20.
 - Par Valley must maintain vertical clearance for 13' 6". Mustard patches near Twin Oak Valley Rd.
 - Catalina Heights had mustard patches and emergency road width is encroached by shrubbery at the entrance gate.
- Inspected a total of 620 parcels. Added 0 new parcels and issued 43 hazardous fire area inspection notices.
- Had 17 face-to-face opportunities out in the field and 8 at the front counter, 75 telephone contacts, and provided 1 *Living with Wildfire* brochure.
- Received 10 public service requests that resulted in 5 field parcel assessments. Of these, 1 resulted in hazardous fire area notice being issued.

Planned activities for August 2020

- Update District Board on weed abatement progress to date.
- Continue to monitor for any emergency response map book inconsistencies.
- Quickly respond to all citizen service requests regarding any hazardous conditions.
- Assess all district emergency roads.

Respectfully submitted,

Jeremy Nichols
Fire Inspector / Fire investigator
Vista Fire Protection District



Vista Fire Protection District

Prepared by: Jeremy Nichols, Fire Inspector / Investigator

Approved by: Ned Vander Pol, Fire Chief *NV*

Meeting date: September 9, 2020

Agenda location: Continuing Business

District enhanced activities for August 2020

- Evaluated all emergency roads on 8/14/20.
 - Par Valley has tree branches encroaching the required vertical clearance of 13 feet and 6 inches.
 - Catalina Heights emergency road width is encroached by shrubbery at the entrance gate.
- Inspected a total of 346 parcels. Added 0 new parcels and issued 53 hazardous fire area inspection notices.
- Had 14 face-to-face opportunities out in the field and 2 at the front counter, and provided 4 *Living with Wildfire* brochures.
- Received 8 public service requests that resulted in 8 field parcel assessments. Of these, 2 resulted in hazardous fire area notice being issued.

Planned activities for September 2020

- Update District Board on weed abatement progress to date.
- Continue to monitor for any emergency response map book inconsistencies.
- Quickly respond to all citizen service requests regarding any hazardous conditions.
- Assess all district emergency roads.

Respectfully submitted,

Jeremy Nichols
Fire Inspector / Fire investigator
Vista Fire Protection District

VISTA FIRE DEPARTMENT

June 2020 Monthly Incident Report

1. Monthly Activity Report *N/P.*
 - A. Response Travel Time Report: Total calls of 1,022 of which 943 were counted in the response summary. Calls not counted in the Response Travel Time Report include:
 1. Non-priority responses
 2. Cancelled while responding
 3. Staged for sheriff.
 4. Responding to another jurisdiction for Automatic/Mutual Aid.
 5. No 'on scene' MST by responding apparatus.
 - B. USR 5 year monthly comparison City and District *
2. Response Time Chart
3. Total Response time >10 minutes

*New census based USR density maps have changed USR call volumes beginning Jan 1, 2018

JS June 2020 Cover

June 2020

USR 5-year with monthly comparison-City						
	Urban		Suburban		Rural	
Year	Unit Responses	90th	Unit Responses	90th	Unit Responses	90th
2016	7,661	0:05:51	193	0:07:24	339	0:06:18
2017	7,312	0:05:43	157	0:06:47	282	0:06:28
2018 **new USR map	7,005	0:05:30	529	0:06:22	66	0:07:19
2019	7,123	0:05:38	529	0:06:19	61	0:07:03
2020 Jan - June	3,332	0:05:52	271	0:06:40	26	0:07:02
<i>Δ YTD previous year</i>		0:00:14		0:00:21		-0:00:01

USR 5-year with monthly comparison-District						
	Urban		Suburban		Rural	
Year	Unit Responses	90th	Unit Responses	90th	Unit Responses	90th
2016	992	0:07:06	113	0:09:39	281	0:08:38
2017	1,023	0:06:55	90	0:09:47	327	0:08:30
2018 **New USR Map	826	0:05:51	358	0:07:28	153	0:09:38
2019	804	0:06:01	431	0:07:13	196	0:10:13
2020 Jan - June	368	0:06:07	173	0:07:35	106	0:09:45
<i>Δ YTD previous year</i>		0:00:06		0:00:22		-0:00:28

Dispatched Incident volume types	June	Year to date
Aid	2	9
Alarm	50	281
Fire	111	716
Medical	847	5,517
Rescue	4	20
Other	8	91
Total	1,057	5,612

June 2020 Response times >10 minutes in Vista Fire District

Master Incident Number	Date and time	Street Name	Response time
2020-036258	06/03/2020 19:48:37	Vista Valley Dr.	11:06
Travel time from quarters: 10:25			
2020-036575	06/05/2020 08:11:09	Elevado Rd.	10:06
Travel time from quarters: 10:01			
2020-037468	06/09/2020 09:18:41	Vista Valley Dr.	10:08
Travel time from quarters: 09:25			
2020-039319	06/16/2020 15:53:48	Vista Del Mar	12:00
Travel time from quarters: 11:01			
2020-040146	06/20/2020 15:28:59	Vista Canyon Cr.	10:55
Travel time from quarters: 09:43			
2020-040577	06/22/2020 13:58:11	Vista Valley Dr.	11:02
Travel time from quarters: 10:34			

VISTA FIRE DEPARTMENT

July 2020 Monthly Incident Report

1. Monthly Activity Report NR
 - A. Response Travel Time Report: Total calls of 1,123 of which 1,043 were counted in the response summary. Calls not counted in the Response Travel Time Report include:
 1. Non-priority responses
 2. Cancelled while responding
 3. Staged for sheriff.
 4. Responding to another jurisdiction for Automatic/Mutual Aid.
 5. No 'on scene' MST by responding apparatus.
 - B. USR 5 year monthly comparison City and District *
2. Response Time Chart
3. Total Response time >10 minutes

*New census based USR density maps have changed USR call volumes beginning Jan 1, 2018

JS July 2020 Cover



**Fire Department
Monthly Activity Report**

July 2020

Response travel time last month (cad)			
	Total	City	District
Number of incidents	1,123	774	115
Number of urgent calls	1,043	719	104
Average travel time *	4:34	4:20	5:33
75 th fractal travel time *	5:29	5:16	6:44
90 th fractal travel time *	7:08	6:47	8:28

Response travel time last 12 months (cad)			
	Total	City	District
Number of incidents	13,884	9,575	1,731
Number of urgent calls	12,905	8,901	1,577
Average travel time *	4:23	4:15	5:23
75 th fractal travel time *	5:18	5:04	6:33
90 th fractal travel time *	7:03	6:39	8:36

* First unit on scene and emergency calls only-includes automatic aid units

Automatic Aid		
	Current month	Year-to-date
Given	269	1,771
Received	177	1,331

Ambulance Transports		
	Current month	Year-to-date
Vista	590	3,679
Other Agencies	97	598


July 2020

USR 5-year with monthly comparison-City						
	Urban		Suburban		Rural	
Year	Unit Responses	90th	Unit Responses	90th	Unit Responses	90th
2016	7,661	0:05:51	193	0:07:24	339	0:06:18
2017	7,312	0:05:43	157	0:06:47	282	0:06:28
2018 **new USR map	7,005	0:05:30	529	0:06:22	66	0:07:19
2019	7,123	0:05:38	529	0:06:19	61	0:07:03
2020 Jan - July	3,880	0:05:57	325	0:06:39	31	0:06:52
Δ YTD previous year		0:00:19	0:00:20		-0:00:11	

USR 5-year with monthly comparison-District						
	Urban		Suburban		Rural	
Year	Unit Responses	90th	Unit Responses	90th	Unit Responses	90th
2016	992	0:07:06	113	0:09:39	281	0:08:38
2017	1,023	0:06:55	90	0:09:47	327	0:08:30
2018 **New USR Map	826	0:05:51	358	0:07:28	153	0:09:38
2019	804	0:06:01	431	0:07:13	196	0:10:13
2020 Jan - July	416	0:06:10	194	0:07:35	122	0:09:31
Δ YTD previous year		0:00:09	0:00:22		-0:00:42	

Dispatched Incident volume types	July	Year to date
Aid	2	11
Alarm	55	336
Fire	116	832
Medical	932	6,649
Rescue	2	22
Other	16	107
Total	1,123	7,757

Fire District Response Time 12 month



Response Time = turnout time + travel time

Data retrieved from Tableau Server at NCDJPA

Note: Incident count used in averages does not include the following:

Not completed incidents, Mutual Aid Given, Other Aid Given, Cancelled in route,

Not priority, Fill-in Standby, No arrival and Invalid Dates/Times

July 2020 Response times >10 minutes in Vista Fire District

Master Incident Number	Date and time	Street Name	Response time
2020-042877	07/03/2020 08:57:23	Vista Valley Dr.	10:41
Travel time from quarters: 10:06			
2020-044130	07/08/2020 08:11:09	Elevado Rd.	20:21
Stage for SDSO			
2020-047504	07/23/2020 01:06:07	Hillcrest Dr.	11:33
Travel time from quarters: 09:59			
2020-048276	07/26/2020 05:51:47	S. Santa Fe	15:18
No at scene recorded by CAD			

Little Yellow Buddies Fire Hydrant Services
 13615 Fairlane Rd.
 Valley Center, CA 92082

Invoice



Bill To
Vista Fire Protection District Attn: Jeffrey Golden 955 Vale Terrace Ste. A Vista, CA 92084

Date	Invoice No.	P.O. Number	Terms	Project
09/01/20	216			


Item	Description	Quantity	Rate	Amount
District Hydrants Serviced	Hydrants # 838-894	37	27.00	999.00
			Subtotal	\$999.00
			Sales Tax	\$0.00
			Total	\$999.00


NIP.

C.H.#	H Address	H Street	Location	S Date 09	GPS Longitude	GPS Latitude	Make	Model	Type	W D	PSI 09	High	B Dot 09	Lube 09	Map
838	2470	Hibiscus Avenue.		8/4/20	W117.21883	N33.15905	Jones	3700	Public	Vista	110	No	No	Yes	Yes
839		Hibiscus Avenue. @ Plumosa Ave.		8/4/20	W117.21818	N33.15826	Clow	2050	Public	Vista	110	No	No	Yes	Yes
840	721	Plumosa Avenue.		8/4/20	W117.21476	N33.16089	Jones	3700	Public	Vista	75	No	No	Yes	Yes
841	2422	Plumosa Court.		8/4/20	W117.21417	N33.16226	Jones	3700	Public	Vista	100	No	Yes	Yes	Yes
842		Plumosa Avenue. @ Plumosa Court.		8/4/20	W117.21364	N33.16159	Jones	3700	Public	Vista	75	No	No	Yes	Yes
843	541	Plumosa Avenue.		8/4/20	W117.21247	N33.16222	Clow	2050	Public	Vista	75	No	Yes	Yes	Yes
844	539	Plumosa Avenue.		8/4/20	W117.21243	N33.16127	Clow	2050	Public	Vista	85	No	No	Yes	Yes
845	839	Mimosa Avenue.		8/6/20	W117.21646	N33.15554	Jones	3700	Public	Vista	160	Yes	No	Yes	Yes
846	908	Mimosa Avenue.		8/6/20	W117.21761	N33.15450	Jones	3700	Public	Vista	150	Yes	No	Yes	Yes
847	969	Mimosa Avenue.		8/6/20	W117.21775	N33.15346	Jones	3700	Public	Vista	130	No	No	Yes	Yes
848	1041	Mimosa Avenue.		8/6/20	W117.21645	N33.15445	Jones	3700	Public	Vista	150	Yes	No	Yes	Yes
849		Oleandar Avenue. @ Oleandar Place.		8/6/20	W117.21443	N33.15579	Clow	2050	Public	Vista	130	No	No	Yes	Yes
850	815	Oleandar Place.	at end of easement.	8/6/20	W117.21545	N33.15372	Jones	3700	Public	Vista	120	No	No	Yes	Yes
851	797	Oleandar Place.		8/6/20	W117.21508	N33.15441	Jones	3700	Public	Vista	120	No	No	Yes	Yes
852		Oleandar Ave. @ Poinsettia Ave.	end of district.	8/6/20	W117.21138	N33.15429	AVK	2462	Public	Vista	120	No	No	Yes	Yes
853	430	Mimosa Avenue.		8/7/20	W117.20829	N33.15948	Jones	3700	Public	Vista	160	Yes	No	Yes	Yes
854	553	Poinsettia Avenue.	Dirt extension off Mimosa	8/7/20	W117.20969	N33.15741	Clow	2050	Public	Vista	160	Yes	No	Yes	Yes
855	415	Mimosa Avenue.	Up easement at end in front yard.	8/7/20	W117.21048	N33.16092	Clow	2050	Public	Vista	145	No	No	Yes	Yes
856	433	Mimosa Avenue.		8/7/20	W117.21009	N33.15954	Jones	3700	Public	Vista	160	Yes	No	Yes	Yes
857	526	Mimosa Avenue.		8/7/20	W117.21127	N33.15857	Clow	2050	Public	Vista	155	Yes	No	Yes	Yes
858	641	Mimosa Avenue.		8/7/20	W117.21305	N33.15741	AVK	2462	Public	Vista	155	Yes	No	Yes	Yes
859	2728	Oleandar Avenue. @ Mimosa Ave.		8/10/20	W117.21545	N33.15656	Clow	2050	Public	Vista	130	No	No	Yes	Yes
860		Linda Vista Dr. @ Linda Vista Court.		8/10/20	W117.22116	N33.13686	Jones	3700	Public	Vista	110	No	No	Yes	Yes
861	3231	Linda Vista Drive.	in front yard next to pepper tree.	8/11/20	W117.22066	N33.13760	Jones	3700	Public	Vista	110	No	No	Yes	Yes
862	2025	Abelia Lane.		8/11/20	W117.20889	N33.17171	Jones	3700	Public	Vista	155	Yes	No	Yes	Yes
863	117	W. Palmyra Drive.	down easement at the end.	8/11/20	W117.20797	N33.17157	Clow	2050	Public	Vista	130	No	No	Yes	Yes
864	353	Skyline Drive.	behind wall at driveway entrance.	8/11/20	W117.21593	N33.20284	Clow	2050	Public	Vista	115	Yes	No	Yes	Yes
865	860	Valley Drive.	up easement at split.	8/11/20	W117.21067	N33.19395	Clow	2050	Public	Vista	100	No	No	Yes	Yes
867	853	Ormsby Street.		8/14/20	W117.23048	N33.24711	Clow	2050	Public	Vista	65	No	No	Yes	Yes
870	4164	Pico Road.	at end of pico at split. the wild residence	8/14/20	W117.17607	N33.26308	Jones	3700	Public	Rainbow	30	No	Yes	Yes	Yes
884	1027	Lau Hala Canyon Road.		8/14/20	W117.25430	N33.17580	Jones	3700	Public	Vista	95	No	No	Yes	Yes
885	653	Poinsettia Ave. School	driveway at multi purpose room	8/7/20	W117.21092	N33.15578	Clow	2472	Public	Vista	130	No	No	Yes	Yes
886	653	Poinsettia Ave. School	near front office	8/7/20	W117.21179	N33.15578	Clow	2472	Public	Vista	130	No	No	Yes	Yes
887	653	Poinsettia Ave. School	west end of driveway	8/7/20	W117.21304	N33.15589	Clow	2472	Public	Vista	130	No	No	Yes	Yes
888	653	Poinsettia Ave. School	playground area near library	8/7/20	W117.21193	N33.15634	Clow	2472	Public	Vista	130	No	No	Yes	Yes
893		Oleandar Avenue. @ Parkwood Ave.		8/6/20	W117.21361	N33.15533	Clow	2050	Public	Vista	165	Yes	No	Yes	Yes
894		Oleandar Avenue.	300' East of Parkwood Avenue	8/6/20	W117.21250	N33.15489	Clow	2050	Public	Vista	158	Yes	No	Yes	Yes

**VISTA FIRE PROTECTION DISTRICT
ACCOUNTS PAYABLE
JULY 31, 2020**

I have reviewed the Accounts Payable and have determined that sufficient funds are available. The accounts payables listed are typical in nature for the VFPD.



COMMITTEE ASSIGNED	PAYEE & ADDRESS	DESCRIPTION	
Admin	COPELAND, MIRANDA & BENNER CPAs 955 VALE TERRACE DR, SUITE A VISTA, CA 92084	TREASURER DUTIES CPA DUTIES	\$1,968.75
Admin	WHITE AND BRIGHT 970 CANTERBURY PLACE ESCONDIDO, CA 92025	LEGAL FEES - DISTRICT BUSINESS INVOICE # 633 & 1505	\$3,281.53
Admin	DIGITAL DEPLOYMENT, INC, 2321 P ST. SACRAMENTO, CA 95816	MONTHLY BILL FOR WEB HOSTING INVOICE #106306	\$75.00
Fin'l	CITY OF VISTA 200 CIVIC CENTER DR VISTA, CA 92084	APPORTIONMENT #11, INVOICE #18251 APPORTIONMENT #12, INVOICE #18470 FIRE MITIGATION FEES Q4 19/20, INV #18358 FIRE INSPECTOR Q4 APR-JUN 2020, INV #18360	\$77,663.19 \$12,817.32 \$5,480.12 \$14,105.18
Facilities	LITTLE YELLOW BUDDIES 13615 FAIRLANE RD VALLEY CENTER, CA 92082	INVOICE # 214	\$4,482.00
Facilities	AZTEC LANDSCAPING 7980 LEMON GROVE WAY LEMON GROVE, CA 91945	EMERGENCY ACCESS ROADS, INV# 0035671-IN PAR VALLEY, FABRY LANE, CATALINA & DEEB HARDELL LANE, EL PASO ALTO	\$2,082.00
Admin	COUNTY OF SAN DIEGO AUDITOR & CONTROLLR-PROP.TAX SVCS 5530 OVERLAND AVENUE, SUITE 410 SAN DIEGO, CA 92123	LOCAL AGENCY FORMATION COMMISSION COST FY 2020-2021, INVOICE #LC20-55	\$1,867.10
			\$123,822.19
Director		DATE: AUGUST 12, 2020	
Director		DATE: AUGUST 12, 2020	
Director		DATE: AUGUST 12, 2020	

**VISTA FIRE PROTECTION DISTRICT
ACCOUNTS PAYABLE
AUGUST 31, 2020**

I have reviewed the Accounts Payable and have determined that sufficient funds are available. The accounts payables listed are typical in nature for the VFPD. *Jeffrey C. Golden*

COMMITTEE ASSIGNED	PAYEE & ADDRESS	DESCRIPTION	
Admin	COPELAND, MIRANDA & BENNER CPAs 955 VALE TERRACE DR, SUITE A VISTA, CA 92084	TREASURER DUTIES CPA DUTIES	\$1,968.75
Admin	WHITE AND BRIGHT 970 CANTERBURY PLACE ESCONDIDO, CA 92025	LEGAL FEES - DISTRICT BUSINESS INVOICE #	\$0.00
Admin	DIGITAL DEPLOYMENT, INC, 2321 P ST. SACRAMENTO, CA 95816	MONTHLY BILL FOR WEB HOSTING INVOICE #106756	\$75.00
Fin'l	CITY OF VISTA 200 CIVIC CENTER DR VISTA, CA 92084	APPORTIONMENT #1, INVOICE #18657	\$46,224.93
Facilities	AZTEC LANDSCAPING 7980 LEMON GROVE WAY LEMON GROVE, CA 91945	EMERGENCY ACCESS ROADS, INV# 0035822-IN PAR VALLEY, FABRY LANE, CATALINA & DEEB HARDELL LANE, EL PASO ALTO	\$2,082.00
Facilities	LITTLE YELLOW BUDDIES 13615 FAIRLANE RD VALLEY CENTER, CA 92082	INVOICE # 216	\$999.00
			\$51,349.68
Director		DATE: SEPTEMBER 9, 2020	
Director		DATE: SEPTEMBER 9, 2020	
Director		DATE: SEPTEMBER 9, 2020	

WELLS FARGO

STATE/LOCAL GOVERNMENT CHECKING

Account ...2393 **\$73,958.39**
 Routing Numbers Available balance

Activity Summary

Ending collected balance as of 08/31/20	\$73,558.39
Current posted balance	\$73,558.39
Pending withdrawals/debits	\$0.00
Pending deposits/credits	+\$20,974.10
Deposits not available for withdrawal Details	-\$20,574.10
Available balance	\$73,958.39

Monthly Service Fee Summary

Routing numbers

Activity

The Available Balance shown above reflects the most up-to-date information available on your account. The balances shown below next to the last transaction of each day do not reflect any pending withdrawals or holds on deposited funds that may have been outstanding on your account when the transaction posted. If you had insufficient available funds when the transaction posted to your account, fees may have been assessed.

First
 Previous
 Next

Date	Description	Deposits/Credits	Withdrawals/Debits	Ending Daily Balance
Authorized Transactions				
<i>Note: Debit card transaction amounts may change.</i>				
09/01/20	DEPOSIT	\$20,974.10		
Posted Transactions				
08/31/20	INTEREST PAYMENT	\$0.59		\$73,558.39
08/25/20	CHECK # 3653		\$1,968.75	\$73,557.80
08/24/20	CHECK # 3655		\$75.00	\$75,526.55
08/20/20	CHECK # 3654		\$3,281.53	\$75,601.55
08/20/20	CHECK # 3656		\$77,663.19	
Totals		\$1,012,016.76	\$1,182,600.61	

Date	Description	Deposits/Credits	Withdrawals/Debits	Ending Daily Balance
08/20/20	CHECK # 3659		\$14,105.18	
08/20/20	CHECK # 3657		\$12,817.32	
08/20/20	CHECK # 3658		\$5,480.12	
08/19/20	TTC TREASURY EFT CORP PAY 200819 01-02393-PTSA TAX APPORTIONMENT	\$51,361.03		\$188,948.89
08/18/20	DEPOSITED OR CASHED CHECK # 3661		\$2,082.00	\$137,587.86
08/17/20	CHECK # 3652		\$424.81	\$139,669.86
08/14/20	WIRE TRANS SVC CHARGE - SEQUENCE: 200814008696 SRF# 6497700226JO TRN#200814008696 RFB# ATS OF 20/08/13		\$15.00	\$140,094.67
08/14/20	WT FED#00192 JPMORGAN CHASE BAN /ORG=COUNTY OF SAN DIEGO SRF# 6497700226JO TRN#200814008696 RFB# ATS OF 20/08/13	\$115,000.00		
08/13/20	CHECK # 3660		\$4,482.00	\$25,109.67
07/31/20	INTEREST PAYMENT	\$1.42		\$29,591.67
07/28/20	CHECK # 3651		\$59.96	\$29,590.25
07/22/20	BUSINESS TO BUSINESS ACH IRS USATAXPYMT 072220 270060411218417 VISTA FIRE PROTECTION		\$884.09	\$29,650.21
07/22/20	BUSINESS TO BUSINESS ACH EMPLOYMENT DEVEL EDD EFTPMT 072120 31918016 VISTA FIRE PROTECTION		\$280.05	
07/22/20	TTC TREASURY EFT CORP PAY 200722 01-02393-PTSA TAX APPORTIONMENT	\$15,294.01		
07/17/20	CHECK # 3642		\$1,968.75	\$15,520.34
07/16/20	CHECK # 3643		\$412.00	\$17,489.09
07/15/20	CHECK # 3645		\$60,635.60	\$17,901.09
07/14/20	CHECK # 3649		\$896.00	\$78,536.69
07/14/20	DEPOSITED OR CASHED CHECK # 3650		\$1,358.13	
07/14/20	DEPOSITED OR CASHED CHECK # 3639		\$424.81	
07/14/20	DEPOSITED OR CASHED CHECK # 3648		\$2,082.00	
Totals		\$1,012,016.76	\$1,182,600.61	

Date	Description	Deposits/Credits	Withdrawals/Debits	Ending Daily Balance
07/13/20	CHECK # 3641		\$277.05	\$83,297.63
07/13/20	CHECK # 3644		\$75.00	
07/10/20	CHECK # 3646		\$810.00	\$83,649.68
07/10/20	CHECK # 3647		\$126.69	
07/09/20	WT FED#05108 JPMORGAN CHASE BAN /FTR/BNF=COSD TTC TREASURY ACCOUNT SRF# 0000718191719383 TRN#200709158917 RFB#		\$450,000.00	\$84,586.37
07/09/20	DEPOSITED OR CASHED CHECK # 3640		\$277.05	
07/09/20	WIRE TRANS SVC CHARGE - SEQUENCE: 200709158917 SRF# 0000718191719383 TRN#200709158917 RFB#		\$30.00	
06/30/20	INTEREST PAYMENT	\$3.21		\$534,893.42
06/29/20	CHECK # 3634		\$531,277.99	\$534,890.21
06/25/20	WIRE TRANS SVC CHARGE - SEQUENCE: 200625006587 SRF# 5524000176JO TRN#200625006587 RFB# ATS OF 20/06/24		\$15.00	\$1,066,168.20
06/25/20	WT FED#00206 JPMORGAN CHASE BAN /ORG=COUNTY OF SAN DIEGO SRF# 5524000176JO TRN#200625006587 RFB# ATS OF 20/06/24	\$723,089.97		
06/24/20	TTC TREASURY EFT CORP PAY 200624 01-02393-PTSA TAX APPORTIONMENT	\$86,292.43		\$343,093.23
06/22/20	CHECK # 3638		\$49.25	\$256,800.80
06/22/20	CHECK # 3637		\$517.11	
06/22/20	DEPOSITED OR CASHED CHECK # 3631		\$424.81	
06/19/20	CHECK # 3633		\$75.00	\$257,791.97
06/18/20	DEPOSITED OR CASHED CHECK # 3636		\$2,082.00	\$257,866.97
06/15/20	CHECK # 3632		\$1,968.75	\$259,948.97
06/11/20	CHECK # 3635		\$2,349.00	\$261,917.72
06/03/20	DEPOSITED OR CASHED CHECK # 3620		\$424.81	\$264,266.72
06/03/20	DEPOSITED OR CASHED CHECK # 3612		\$424.81	
Totals		\$1,012,016.76	\$1,182,600.61	

